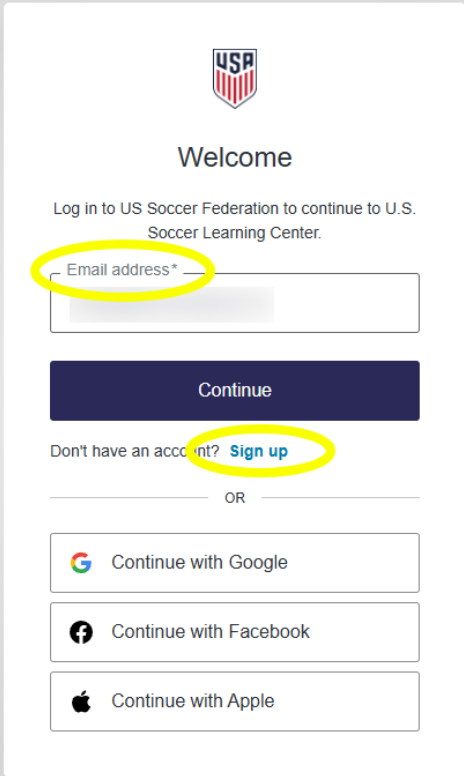


# Safe Soccer Clearance Platform Training Guide

Email [registrar@hendersonvillesoccerclub.com](mailto:registrar@hendersonvillesoccerclub.com) with any questions

1. Click link to register under HSC - <https://learning.ussoccer.com/safe-soccer/groups/invitation?token=vDwyLL6ejjirkN3s&groupId=10015405&triggerLogin=true>
2. Login with email address if you have a US Soccer Learning account, or “Sign Up” if you do not have a US Soccer Learning Center Account.



USA

Welcome


Log in to US Soccer Federation to continue to U.S. Soccer Learning Center.


Email address\*


Continue

Don't have an account? [Sign up](#)

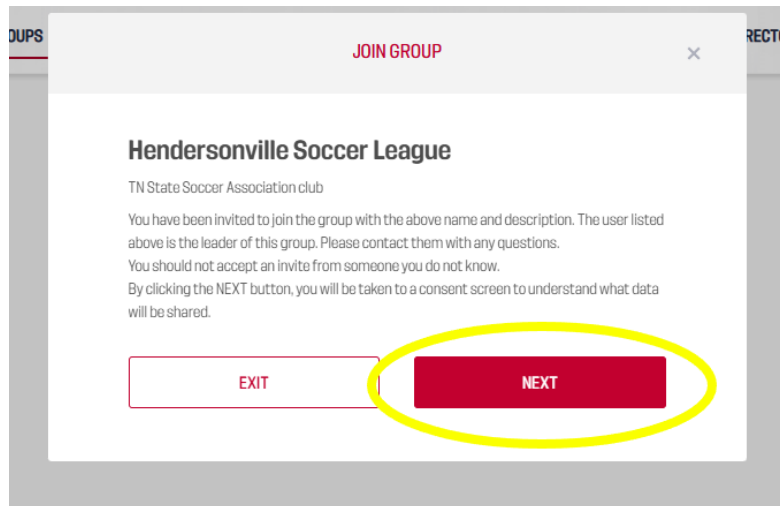
OR

 Continue with Google

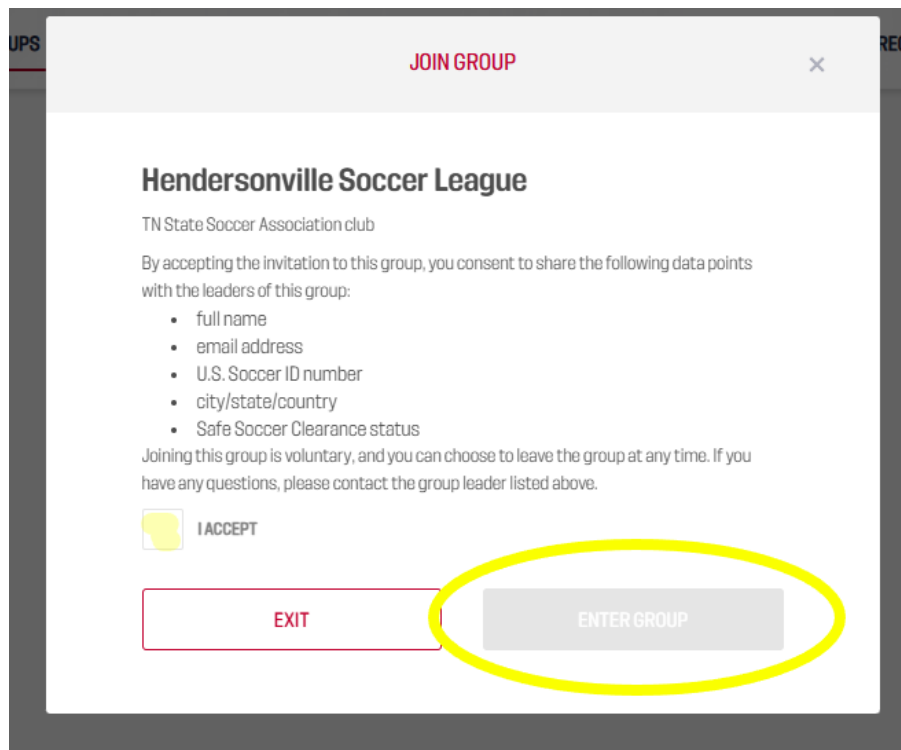
 Continue with Facebook

 Continue with Apple

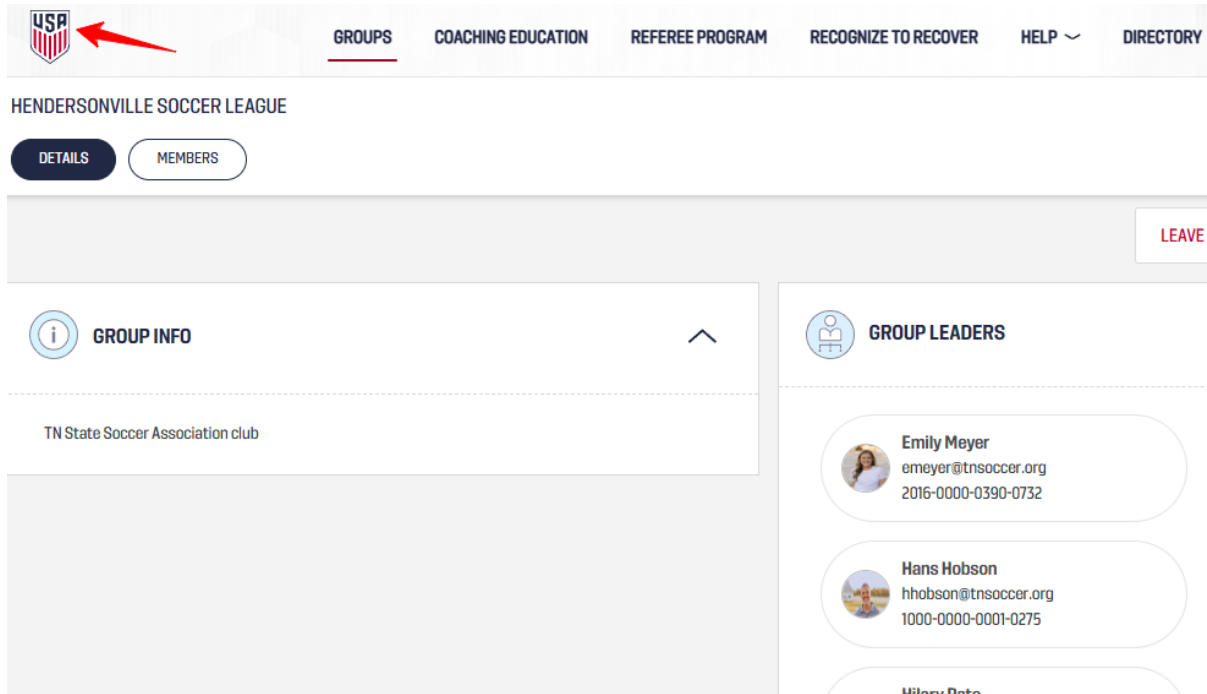
3. Once signed in, click next to join HSC Group. If do not see this page, click the provided link again. You must join our HSC Group.



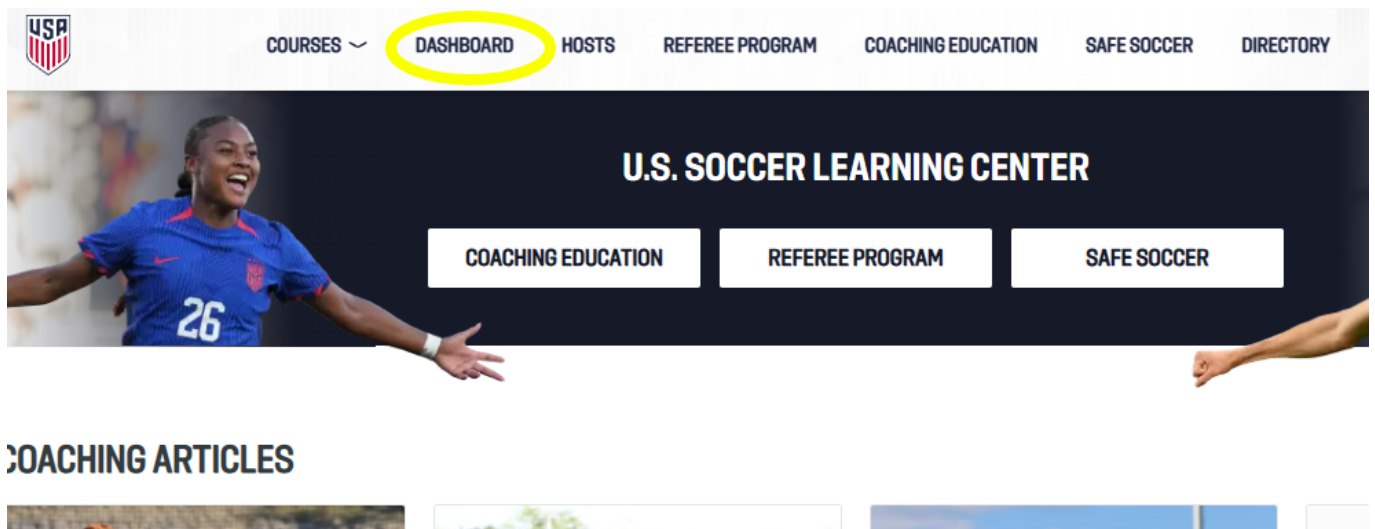
4. "Accept" and click "Enter Group"



- Once in the group, click the USA emblem to bring you to the home page.



- Once at the home page, click the “Dashboard” tab



7. Click “Complete Profile Now”

The screenshot shows the USA Soccer profile page. At the top, there is a navigation bar with links: COURSES, GROUPS, INFO, PLANNING, HELP, RECOGNIZE TO RECOVER, and DIRECTORY. Below this is a 'PROFILE' section with tabs: PROFILE, DASHBOARD, EXPERIENCES, CALENDAR, SUBSCRIPTION, PAYMENTS, NOTIFICATIONS, and GROUPS. The main content area shows a greeting 'Hello [Name]' and a message 'Your profile is 42% completed. Make sure to complete it and keep it up to date.' A red button labeled 'COMPLETE PROFILE NOW' is highlighted with a yellow circle. Below this, there is a 'Safe Soccer' section with a 'DETAILS' button and a progress indicator showing 'Phase 1' (100%), 'Phase 2' (0%), and 'Cleared' (0%).

8. Make sure you toggle to be on “Coach” page and not “Referee”. Click “Complete Profile”

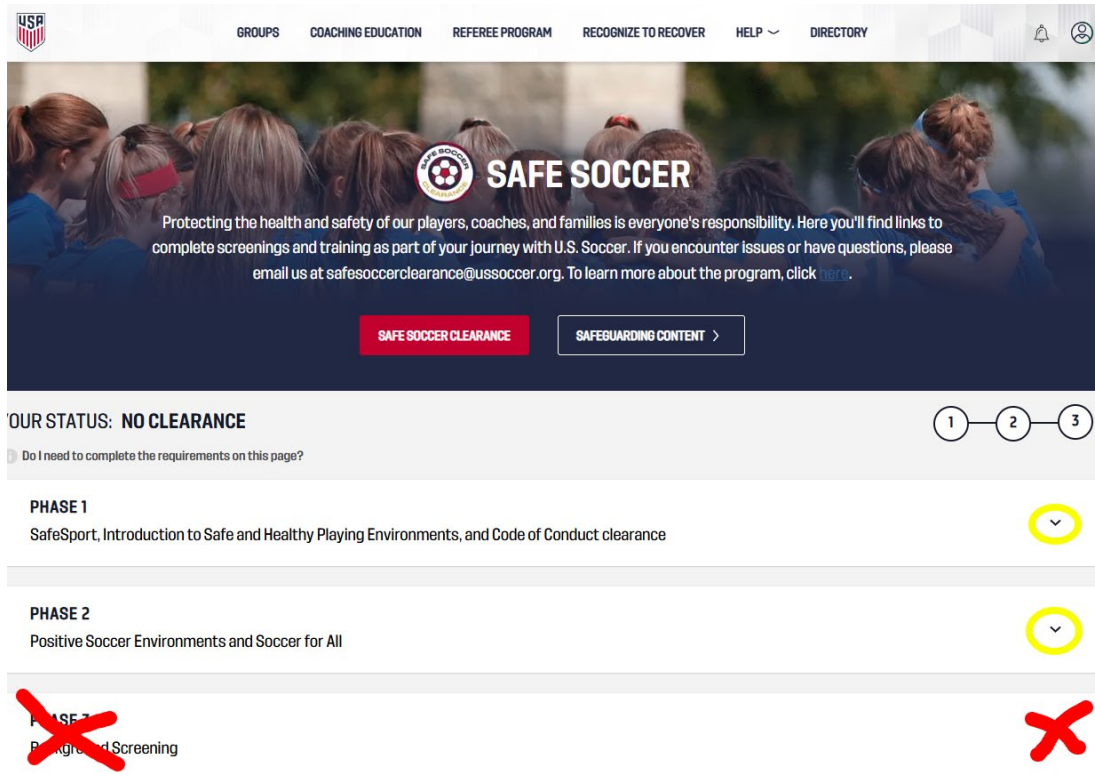
The screenshot shows the USA Soccer profile page. At the top, there is a navigation bar with links: COURSES, GROUPS, INFO, PLANNING, HELP, RECOGNIZE TO RECOVER, and DIRECTORY. Below this is a 'PROFILE' section with tabs: PROFILE, DASHBOARD, EXPERIENCES, CALENDAR, SUBSCRIPTION, PAYMENTS, NOTIFICATIONS, and GROUPS. A yellow banner at the top of the main content area reads: 'In order to register for any course, you must complete your profile below AND verify your email address.' The main content area has a dark blue background with a white outline of a person's head and shoulders. A red button labeled 'COMPLETE PROFILE' is highlighted with a yellow circle. To its right is a button labeled 'GENERATE ID CARD'. At the bottom right, there is a toggle switch labeled 'SWITCH TO REFEREE' which is currently turned off (white). Below the main content area, there is a footer section with 'CONTACT DETAILS' (showing an email icon and a blurred address), 'U.S. SOCCER COACHING LICENSES', and a link 'MISSING INFORMATION?'. The footer also shows 'Last login 07/16/2025'.

9. Go back to Dashboard and select “Details” by Safe Soccer. You can also click the USA soccer emblem in the top left corner to bring you to the home page. At the home page, you can click “Safe Soccer” and it will take you to the same location.

The screenshot shows the USA Soccer app interface. At the top, there is a navigation bar with the USA Soccer logo on the left and several menu items: COURSES, GROUPS, INFO, PLANNING, HELP, and RECOGNITION. Below this is a 'PROFILE' section with a row of buttons: PROFILE, DASHBOARD, EXPERIENCES, CALENDAR, SUBSCRIPTION, PAYMENTS, and NOTIFICATIONS. The 'DASHBOARD' button is highlighted with a yellow circle. Below the profile section, there is a user profile card with a placeholder icon and the text 'Hello [redacted]'. Below this, a message states 'Your profile is 50% completed. Make sure to complete it and keep it up to date.' The main content area features a 'Safe Soccer' section with a 'Not Cleared' status. This section includes a 'Safe Soccer' logo, a 'DETAILS' button (highlighted with a yellow circle), and a list of phases: Phase 1, Phase 2, and Cleared. Each phase has three status indicators (exclamation marks or a checkmark) and a dropdown arrow.

Phase	Status 1	Status 2	Status 3	Action
Phase 1	!	!	✓	▼
Phase 2	!	!	!	▼
Cleared	!	!		▼

10. You will complete **ALL of PHASE 1 and 2 ONLY!** Click the drop-down arrow for action items to complete. The background check is completed through the City of Hendersonville (Link at our website under “Coach” Tab. If you already completed Safe Sport, you can input your certification number. **DO NOT COMPLETE PHASE 3!**



USA Soccer

GROUPS COACHING EDUCATION REFEREE PROGRAM RECOGNIZE TO RECOVER HELP DIRECTORY

## SAFE SOCCER

Protecting the health and safety of our players, coaches, and families is everyone's responsibility. Here you'll find links to complete screenings and training as part of your journey with U.S. Soccer. If you encounter issues or have questions, please email us at [safesoccerclearance@ussoccer.org](mailto:safesoccerclearance@ussoccer.org). To learn more about the program, click [here](#).

[SAFE SOCCER CLEARANCE](#) [SAFEGUARDING CONTENT >](#)

OUR STATUS: **NO CLEARANCE**

1 2 3

Do I need to complete the requirements on this page?

**PHASE 1**  
SafeSport, Introduction to Safe and Healthy Playing Environments, and Code of Conduct clearance

**PHASE 2**  
Positive Soccer Environments and Soccer for All

**PHASE 3**  
Background Screening

If you completed Safe Sport in the past year, you can input your certification number here:

Do I need to complete the requirements on this page?

**PHASE 1**  
SafeSport, Introduction to Safe and Healthy Play

---

**SafeSport**

[I'VE ALREADY DONE SAFE SPORT](#)

**30 - 90 minutes** SafeSport training is a requirement of the background check refreshers. Click the red button to launch the training; you will be redirected to the training.